



### District Report Card: 2017


<b>State:</b> Tamil Nadu	<b>District:</b> Thiruvallur
<b>Class:</b> 8	<b>Subject:</b> Language
<b>Schools:</b> 49	<b>Students:</b> 1137


### Participation/Coverage


#### Students

 GENDER	Boys		Girls	
	Number	%	Number	%
	487	42.83	650	57.17

 AREA	Rural		Urban	
	Number	%	Number	%
	663	58.31	474	41.69

 CATEGORY	SC		ST		OBC		GEN	
	Number	%	Number	%	Number	%	Number	%
	475	41.78	20	1.76	516	45.38	126	11.08

 CWSN	LD	VI	HI	S&LD	ID	Oth
	2	0	1	2	1	32

 Management	Government		Government-aided	
	Number	%	Number	%
	886	77.92	251	22.08

### Average Performance of Students in Language (%)

Overall	Gender		Area		Management		Social Group			
	Male	Female	Rural	Urban	Govt.	Aided	SC	ST	OBC	GEN
55.09	50.39	58.61	56.19	53.54	53.05	62.26	53.81	50.33	56.90	53.23

### Performance on Learning Outcomes (LOs)

Learning Outcomes	Description	Average Performance(%)
L813	Read textual/non-textual materials with comprehension and identifies the details, characters, main idea and sequence of ideas and events while reading	55.09

Range of Performance of Students who Answered Correctly							
Below 30%		30% - 50%		50% - 75%		Above 75%	
Number	%	Number	%	Number	%	Number	%
177	15.57	298	26.21	446	39.23	216	19.00

### Lowest Performing Learning Outcomes (LOs)

1 - Read textual/non-textual materials with comprehension and identifies the details, characters, main idea and sequence of ideas and events while reading (55.09)